





1



Keeping Fit
For
First Grade





Keeping Fit for First Grade

Dear Kindergarten (soon to be First Grade) Families,

Congratulations to your child, and to you, on completing a successful year in Kindergarten! The first of many years of learning and exploring has passed and it is time to prepare for first grade. With summer break approaching it is important to be thinking about how you can prevent “summer slide” and help your child retain the important skills that he/she gained in Kindergarten. In an effort to help you with this, I have put together a summer packet. It is packed with activities to help your child prepare for first grade. This packet does not need to be returned to school.

One of the most important things you can encourage your child to do this summer is to read. In addition to reading, there are other skills that need to be revisited over the summer. Activities for practicing these skills are included in this packet.

It is also important for you and your child to relax and have fun this summer. Children need time for recreation and fun. A lot of learning takes place during play.

I am very excited for your child to jump into first grade and become one of the Busy Bees! If you have any questions, please feel free to contact me by email over the summer. This packet will also be available on our school website.

Have a safe and fun summer break!

Sincerely,

Mrs. Bilas

vbilas@edu.shswadsworth.org

Here are some important things that children entering first grade should be able to do.

- Write his/her first and last name correctly, with a capital at the beginning and the rest lowercase.
- Know his/her parent's first and last names.
- Recite his/her address, phone number and birthday.
- Tie his/her own shoes.

Activities to Prevent "Summer Slide"

Religion

Set aside time for daily prayer. Make a list of people to pray for over the summer. Encourage your child to talk about how God is present in everything we see. Look for information about your child's patron Saint. Volunteer to help neighbors, work at a food pantry or collect items to donate to a local pregnancy center.

Reading

READ, READ, READ, and READ some more. Children learn so much by reading and being read to. Reading exercises your brain. It actually strengthens brain connections and builds more and more connections. Reading teaches children about the world around them, increases vocabulary and leads to more highly developed language skills. Talk about the stories by asking your child about the characters, settings, problems and solutions. Make sure your child knows the meaning of any unknown vocabulary words. The public library is a wonderful resource for free reading materials. Many public libraries offer a summer reading program.

Writing

Practice story writing and handwriting. In first grade, we write in complete sentences, we use capital letters at the beginning of every sentence, we capitalize names or people, places and things (proper nouns), and we always use proper ending punctuation. Make sure your child forms his/her letters correctly and leaves a finger-space between words. Have your child keep a journal of activities he/she did over the summer. Encourage your child to stretch out the sounds when writing words. Talk about words that are spelled differently than they sound.

Math






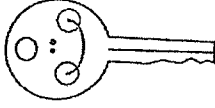

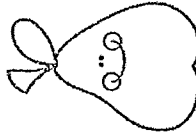

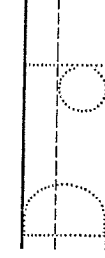


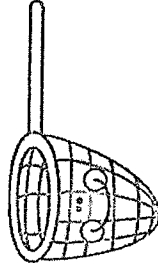

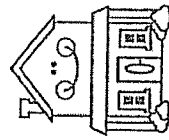

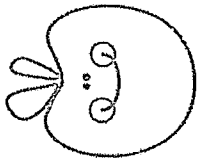
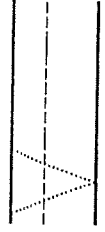
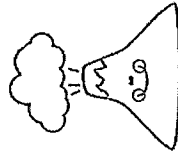
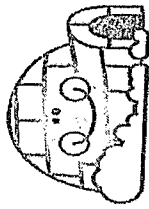

Practice math facts. Your child should know his/her doubles facts (2+2, 3+3, etc.), adding 0, adding 1 and adding 2 facts. Some practice sheets are in the packet. Practice telling time to the hour.

Small Motor Skills

Make sure your child can tie his/her own shoes. Practice cutting with scissors and coloring in the lines. Play with playdough and use a hole-punch to strengthen hand muscles.





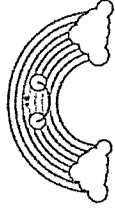

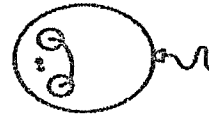
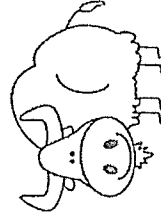

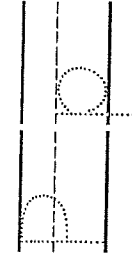




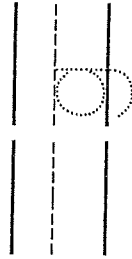
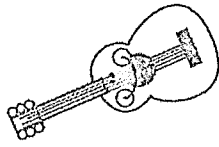
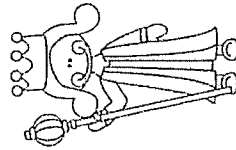
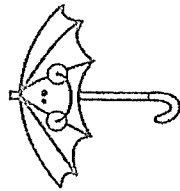


Alphabet Review

Directions: Draw the missing picture or write the missing capital or lowercase letter below.



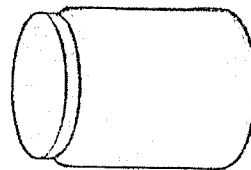
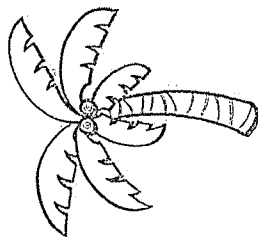
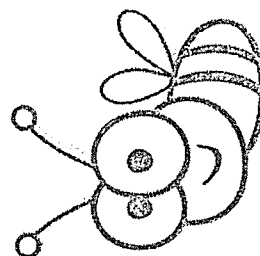

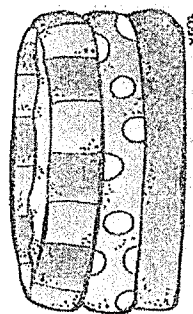
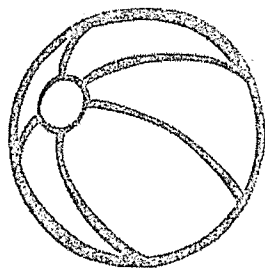

Alphabet Review

Directions: Draw the missing picture or write the missing capital or lowercase letter below.



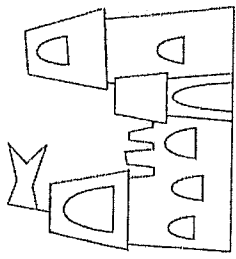
Write a rhyme

Directions: Write a word that rhymes with the picture.


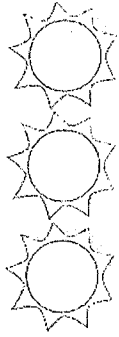


SUMMER TIME SYLLABLES


Directions: Say the word and clap the syllables. Color in a sun for each syllable.



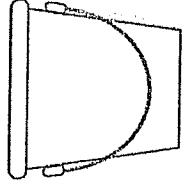
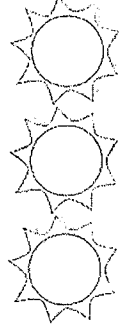
sandcastle



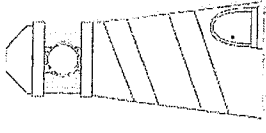
snorkel



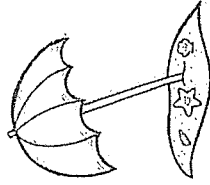
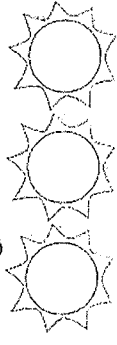
crab



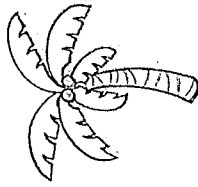
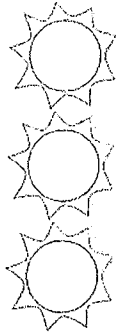
bucket



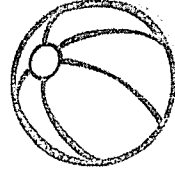
lighthouse



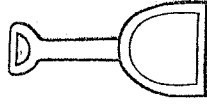
umbrella



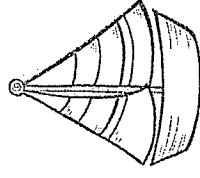
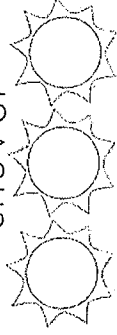
tree



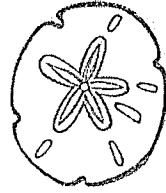
ball



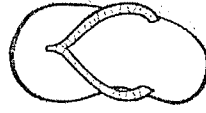
shovel



sailboat




sand dollar



flip flop



waves



octopus

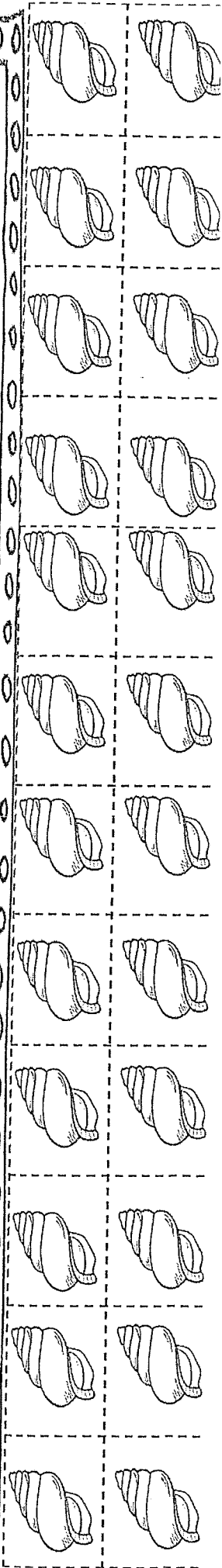
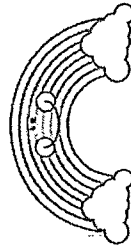


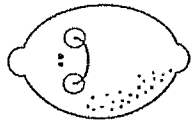



jellyfish



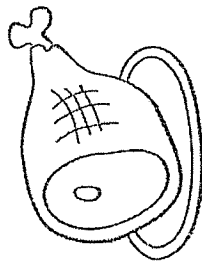
Syllables BY THE Seashore

Directions: Look at each picture and clap the syllables. Put a shell underneath the picture for each syllable.
Ex: A word with two syllables would have two shells.




Summery Sounds

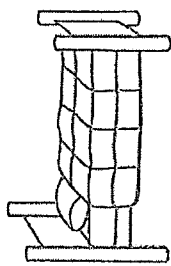
Directions: Say the word slowly and write the sounds you hear in each box.



--	--	--




--	--	--



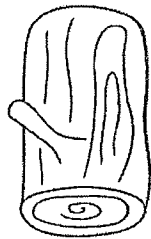
--	--	--



--	--	--




--	--	--



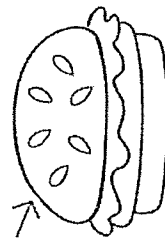
--	--	--



--	--	--



--	--	--



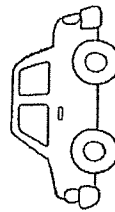
--	--	--



--	--	--



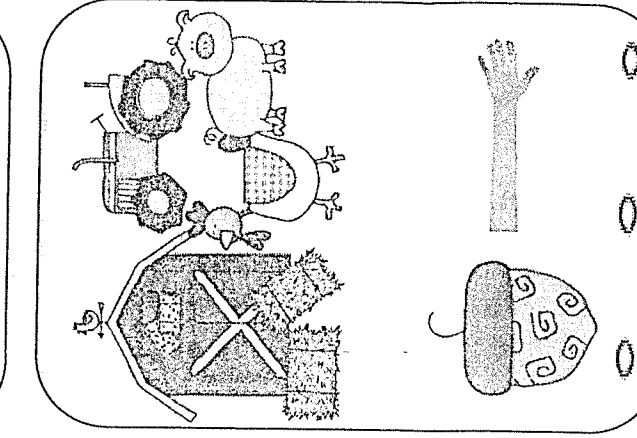
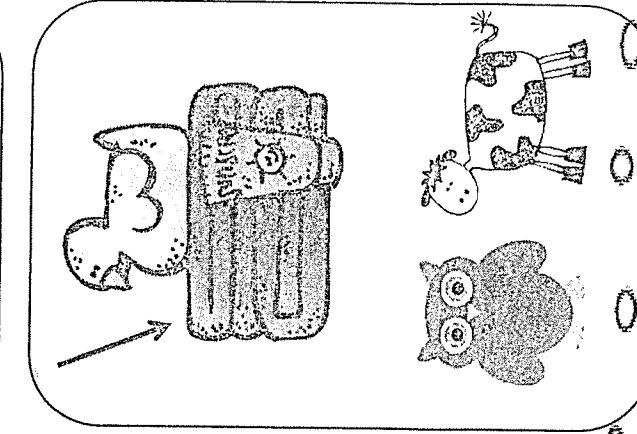


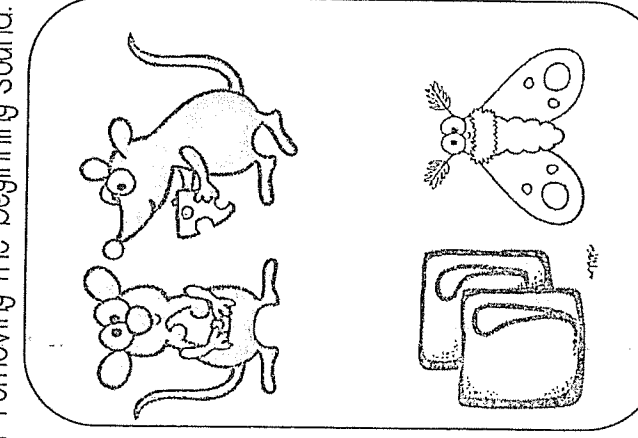
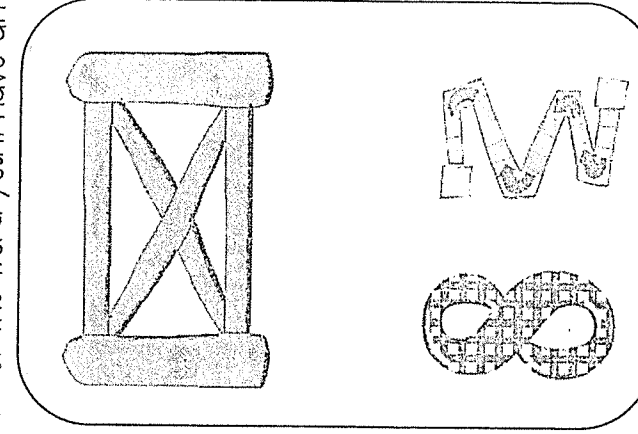
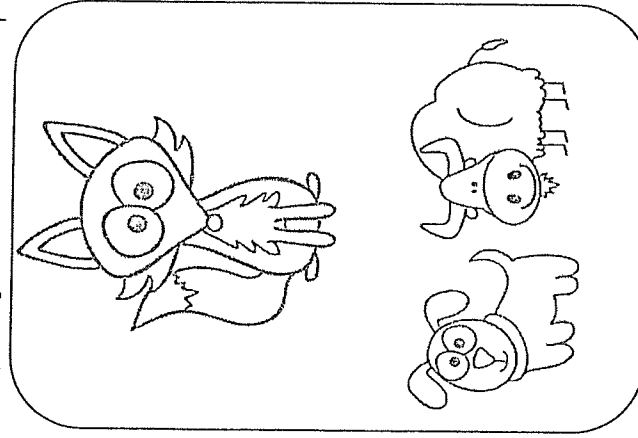
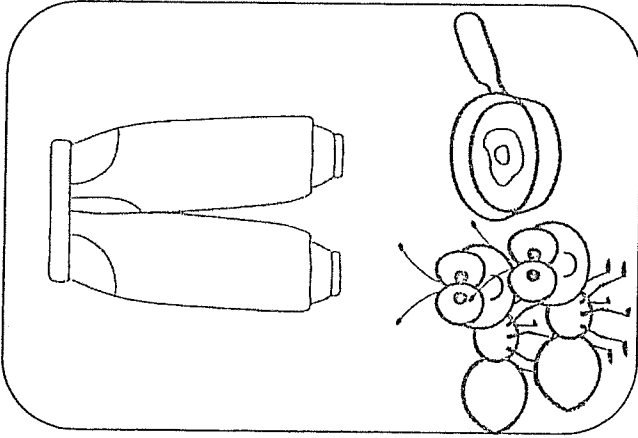
--	--	--



--	--	--



Lost Letters




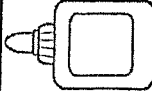
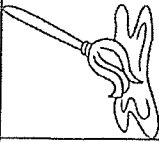





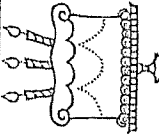
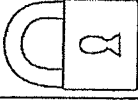


Look at the picture. Remove the beginning sound. Circle the picture of the word you'll have after removing the beginning sound.



Sunny Short and Long Vowel Sort

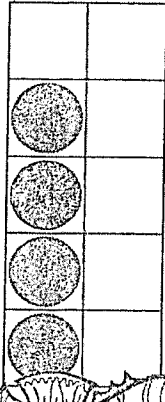
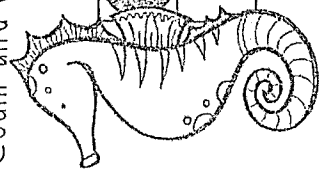
Directions: Write the long and short vowel words in the correct box.





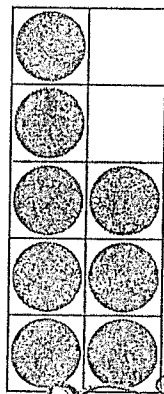
						
						


Commotion in the Ocean Counting

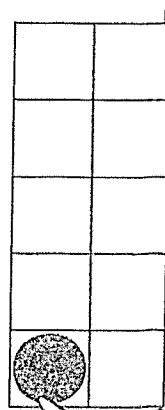
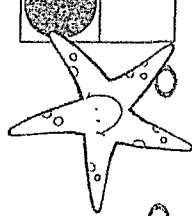
Count and write the number. Compare the numbers with the same ocean animal. Circle the number that is greater.

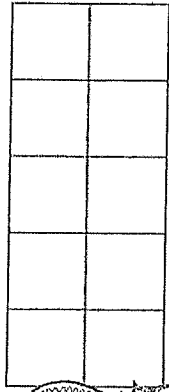
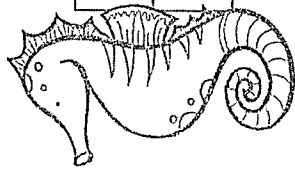






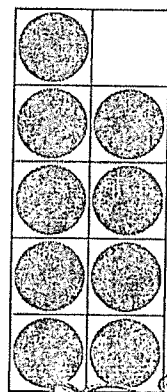






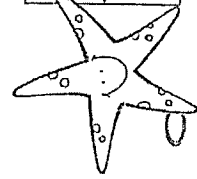










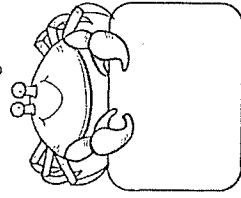





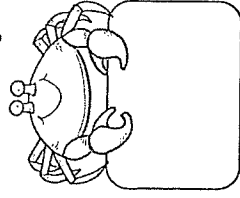
How many more?



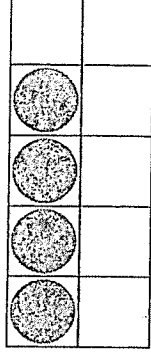

Add 5 more counters
How many now?





Add 3 more counters
How many now?



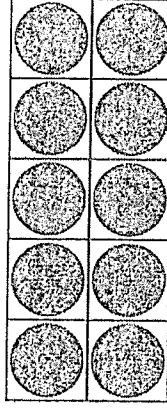

Add 2 more counters
How many now?



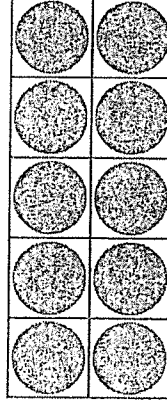
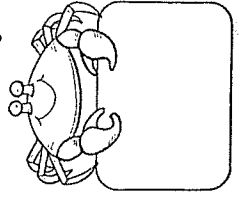
Add 4 more counters
How many now?



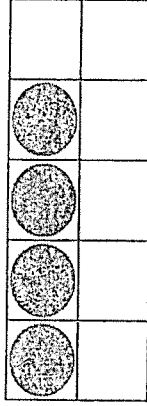

Add 6 more counters
How many now?



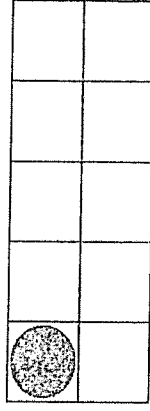
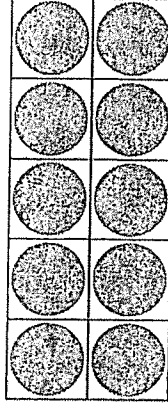

Add 4 more counters
How many now?



Add 3 more counters
How many now?



Add 5 more counters
How many now?



Name: _____

Directions: Count forward to fill in the missing numbers.

Counting Forward


12						
13						

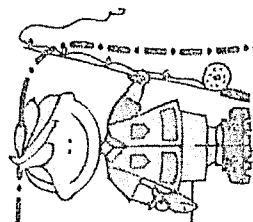
27						
28						

36						
37						

47						
48						

58						
59						





100 chart

Name: _____

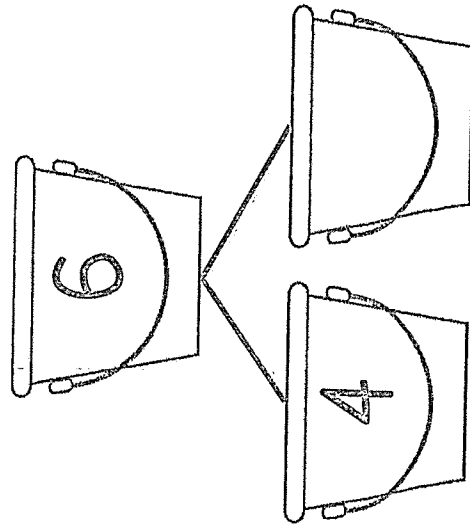
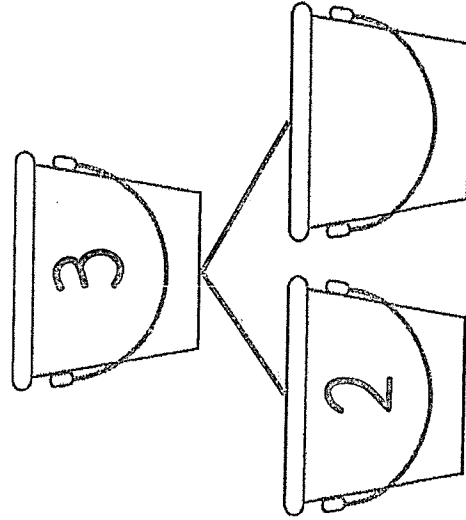
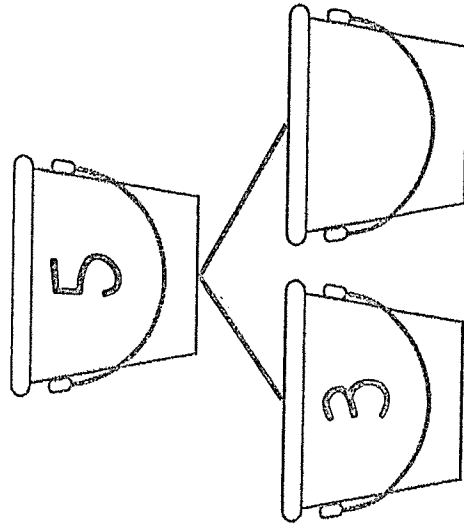
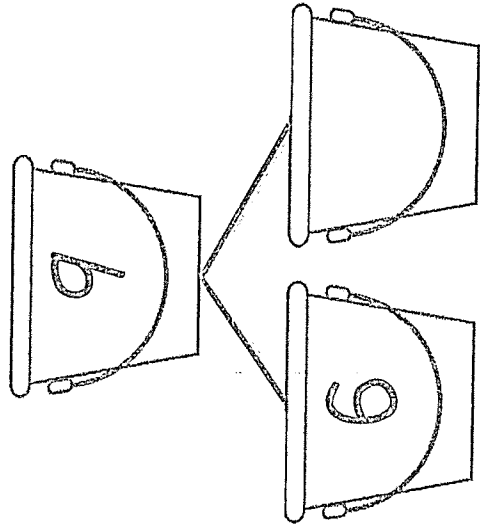
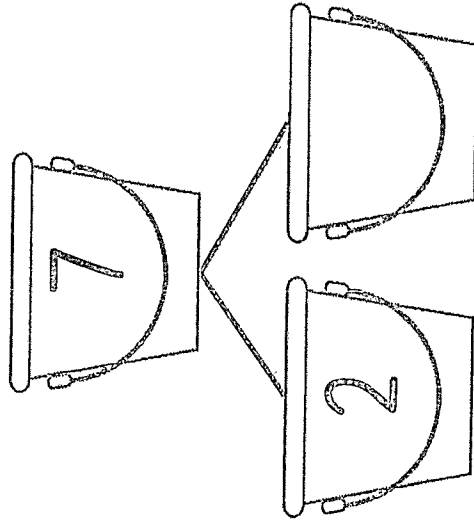
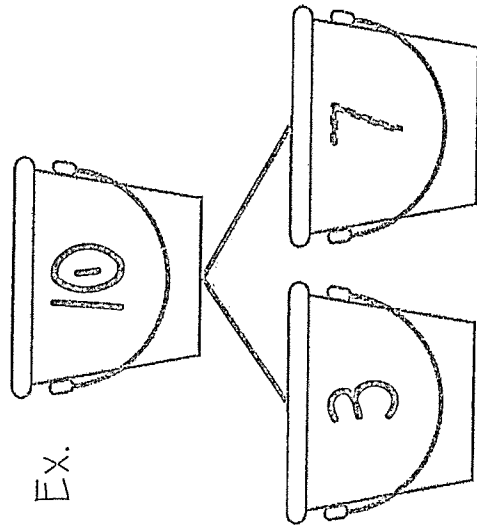
Directions: Fill in the missing numbers. Count by and color all of the 10's.

1	2	3	4	5	6	7	8	9	
	12	13	14	15	16	17	18	19	
	22	23	24	25	26	27	28	29	
	32	33	34	35	36	37	38	39	
	42	43	44	45	46	47	48	49	
	52	53	54	55	56	57	58	59	
	62	63	64	65	66	67	68	69	
	72	73	74	75	76	77	78	79	
	82	83	84	85	86	87	88	89	
	92	93	94	95	96	97	98	99	

Number Bond Buckets!

Directions: Write the missing addend to complete the number bond.

Ex.

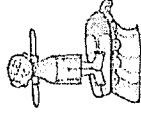


Summer story Problems

There were three girls surfing. Then two boys came. How many kids are surfing? Solve the problem and show your work.

$$○○○ + ○○$$

$$3 + 2 = 5$$



Ben had 6 popsicles. He ate 3 popsicles. How many popsicles does Ben have now? Solve the problem and show your work.



4 Dolphins jumped out of the ocean. Then 5 more jumped. How many dolphins jumped in all? Solve the problem and show your work.




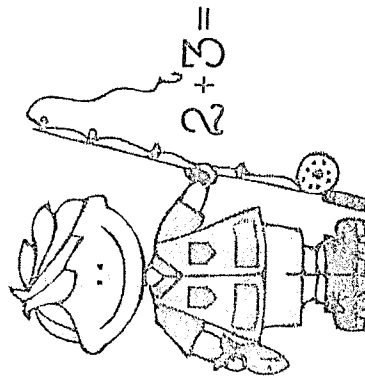
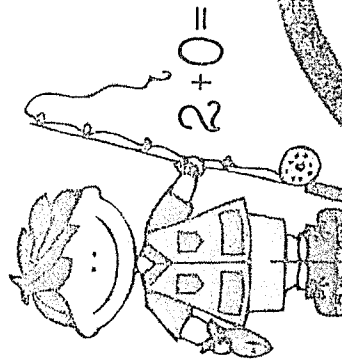
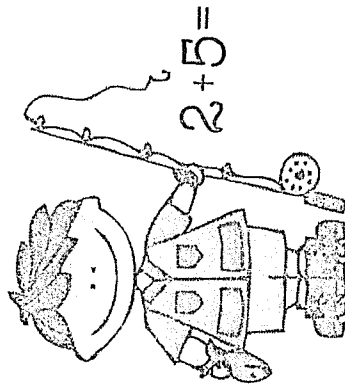
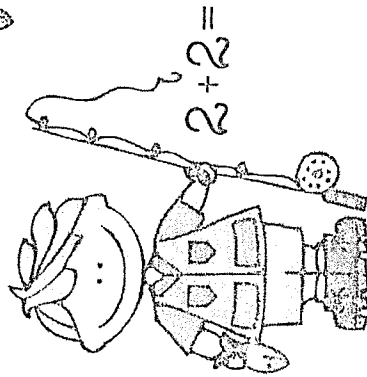
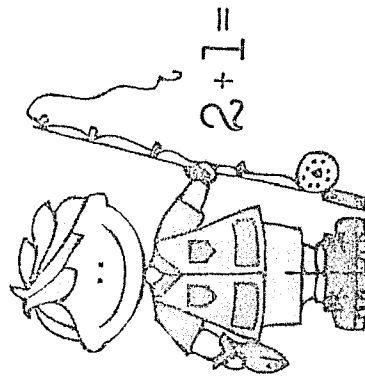
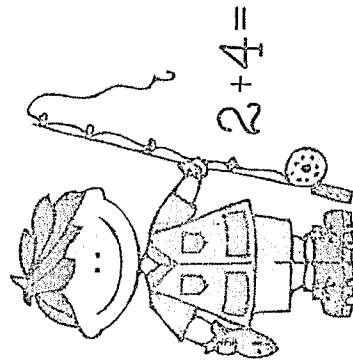
Tim picked 6 flowers. Sara picked 4 flowers. How many flowers did they pick? Solve the problem and show your work.



+2 Fishing for Facts Fluency practice

Match the fisherman with his fish. See how quickly you can match the addition problem with the answer. Record your time.


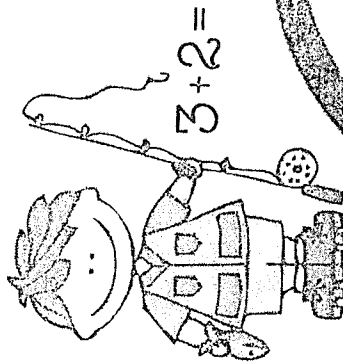
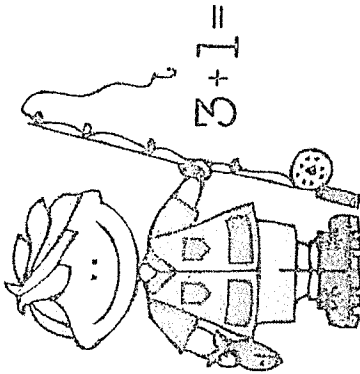
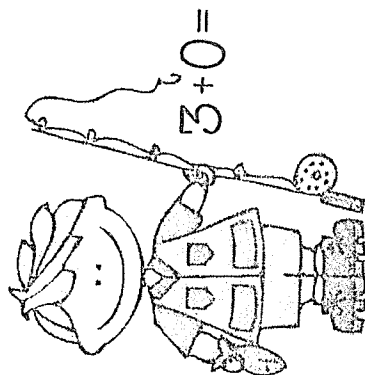
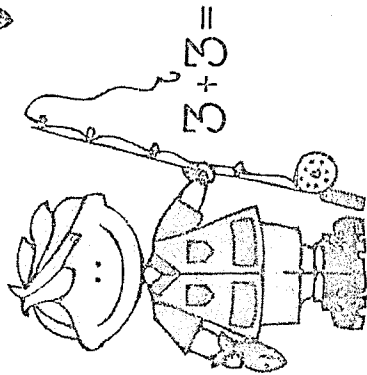
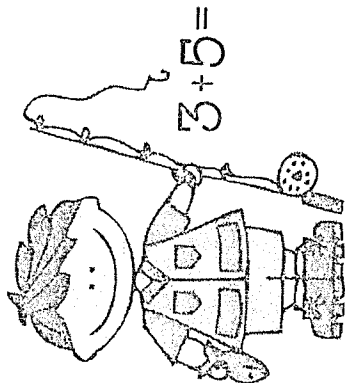
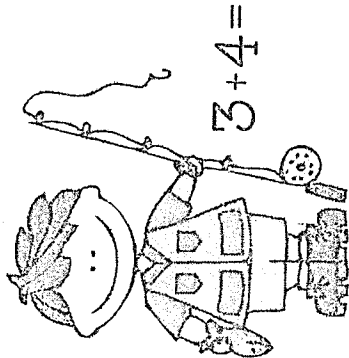
Time



Facts for Fishing Fluency Practice

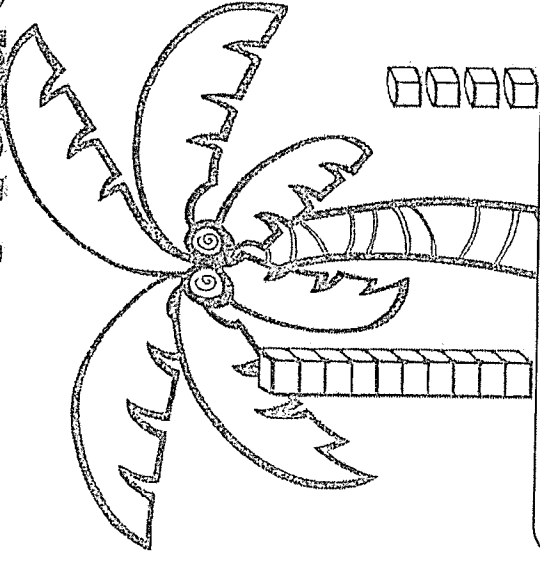
Match the fisherman with his fish. See how quickly you can match the addition problem with the answer. Record your time.

Time

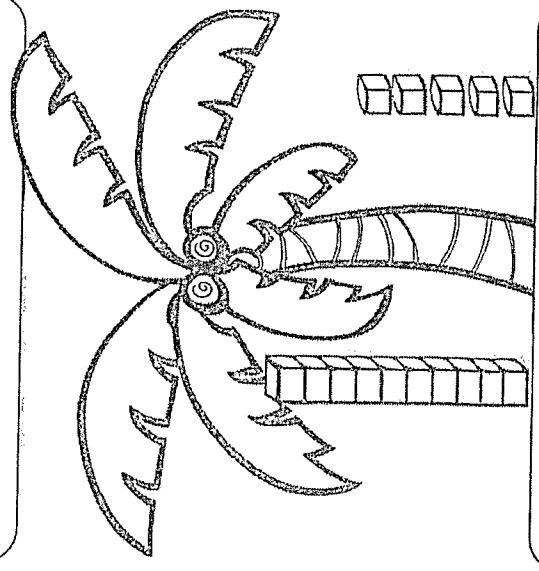


Made

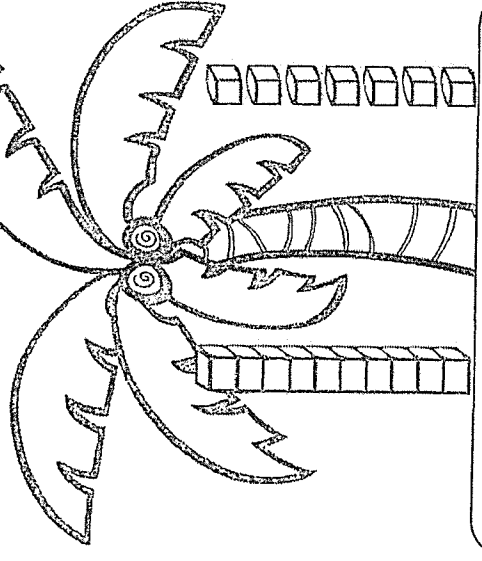
in the shade Math



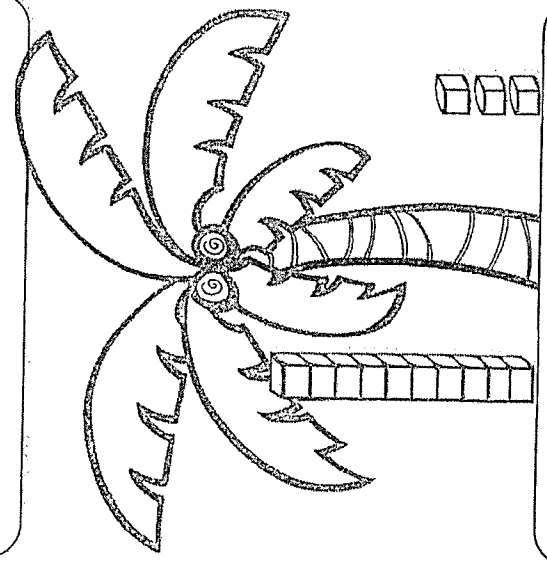
$$10 + 4 = \underline{\quad}$$



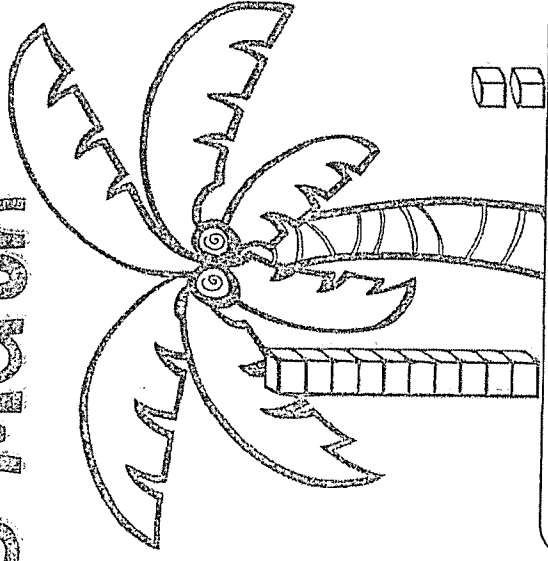
$$15 = 10 + \underline{\quad}$$



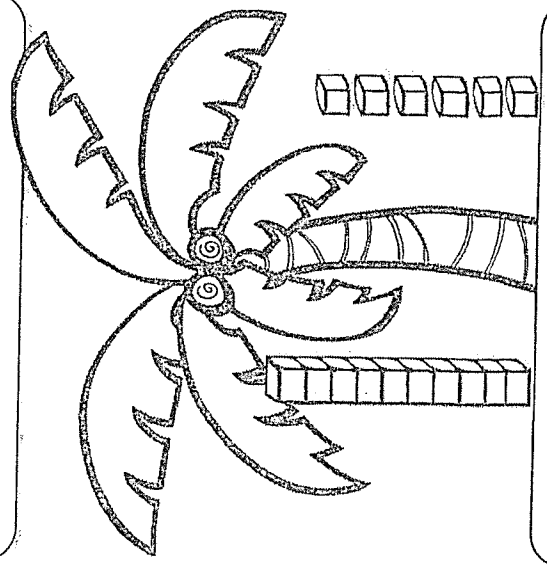
$$17 = 10 + \underline{\quad}$$



$$13 = 10 + \underline{\quad}$$

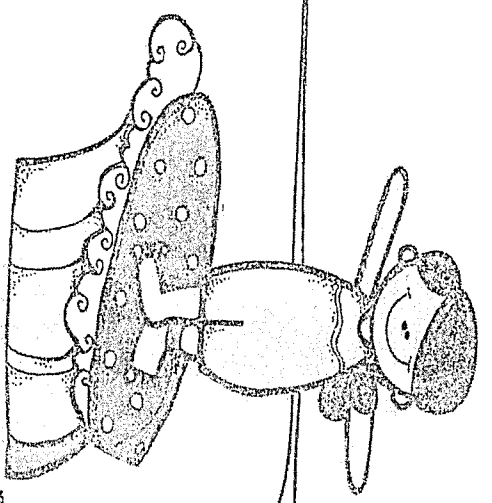


$$10 + 2 = \underline{\quad}$$



$$10 + 6 = \underline{\quad}$$

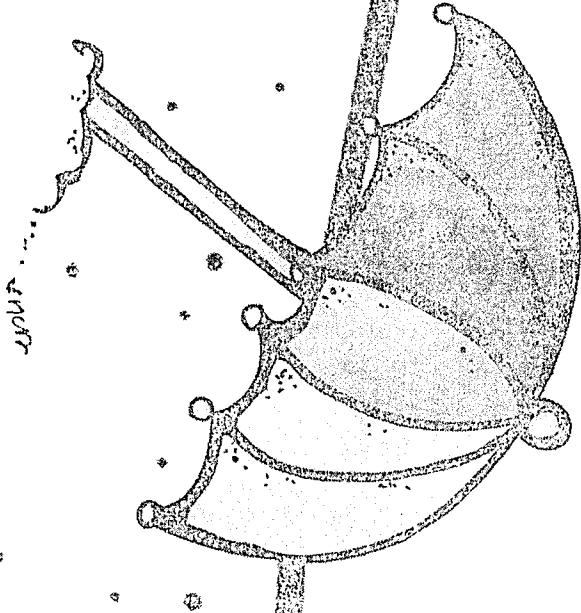
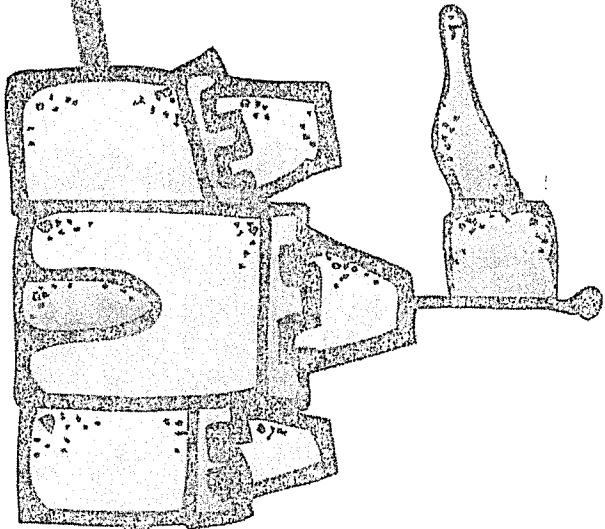
Surf's Up!



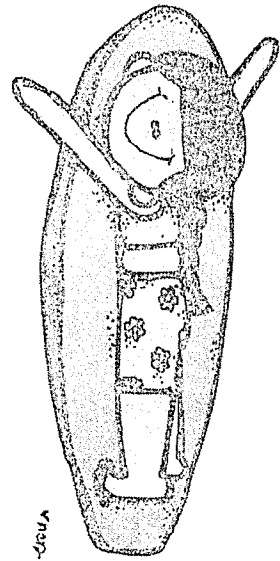
Follow the directions and draw on the beach scene on the next page.

1. Draw a sun ABOVE the sandcastle.
2. Draw a bucket UNDER the umbrella.
3. Draw a fish NEXT TO the surfer.
4. Draw a crab IN FRONT of the sandcastle.
5. Draw a shell below the surfboard.

qkua



qkua











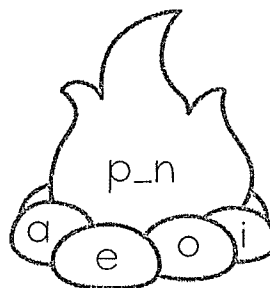
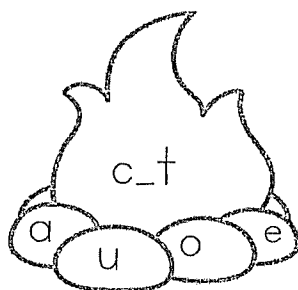
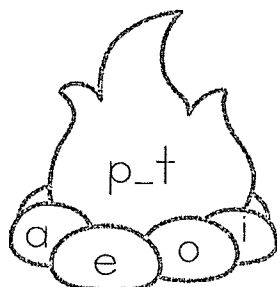

qkua

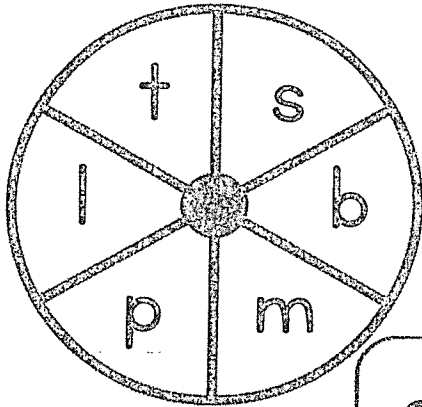
Name _____



Reading Around the Campfire


Read the words on the campfire. Fill in the word with a vowel from each rock. Color the rocks that make real words when added to the campfire. Instruct your child to point to the first letter in the fire and say the sound. Then point to the first rock and say the sound of that letter. Point to the last letter in the fire and make the sound. Repeat. Blend the sounds together to read the word. If it makes a real word, color that rock. Continue to the next rock.





Spin to Win

Use a paper clip and pencil to make a spinner. Say the sound of the letter that your spinner lands on. Blend that sound with the word ending on the board. If it makes a real word, stay on that space. If it does not, try the next word ending. Continue until you find a real word.



an

ip

ug

en

et

ap

us

un

ag

ot

ig

op

it

at

ub

eg

ab

am

ug

at

ack

it

ip

en

et

op

an

eck

op

an

od

uck

ick

ock

at

ot

et

ag

ig




un



Name _____

Read the story. Then put the events in order below.

At the Pool

It is hot. Jan will go to the pool . Jan gets to the pool . She will get her swimsuit  on. She will jump in. It is cool. She will do laps in the pool.


1

2

3

4



Jan puts on her swimsuit. 




Jan jumps in the pool. 



Jan gets to the pool.



She swims in the pool. 

Name _____



Summer Sort

Word

Sentence



I dig in the sand.

sand

She plays in the sun.

He can swim.

sun

We are in a tent.

run

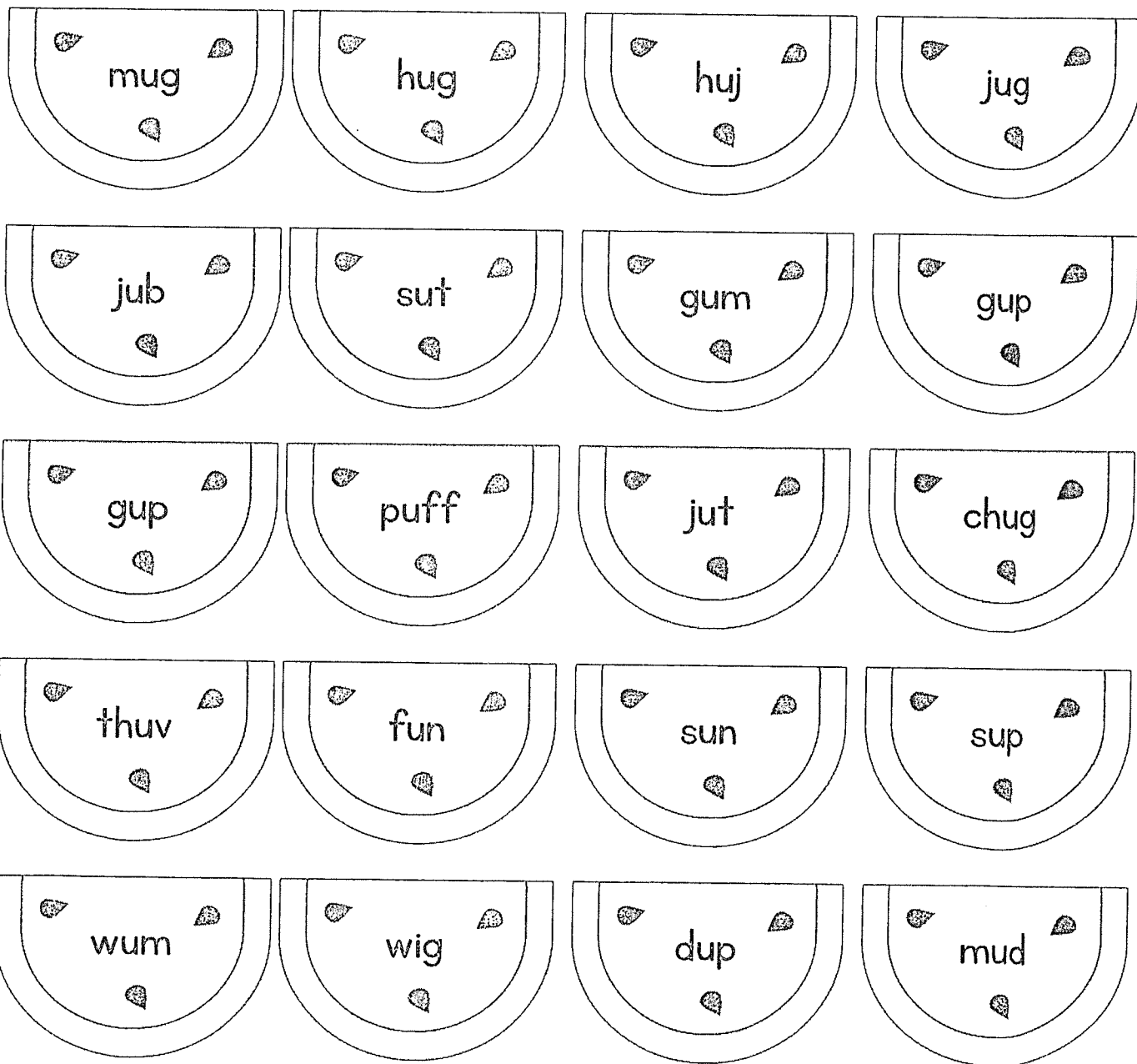
pool

He has a fish.

Name _____

Watermelon Words

Directions: Read the words on the watermelons. Color the real words.



Summer syllable Race


This is a quick game you can play with your child.

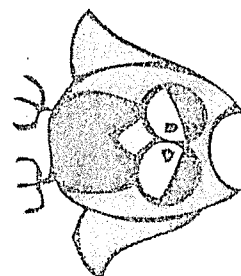

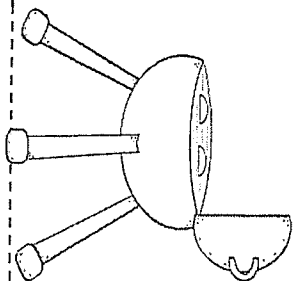
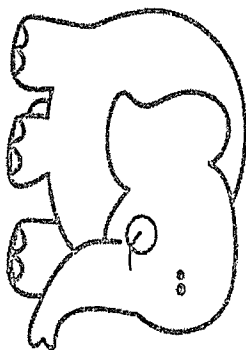

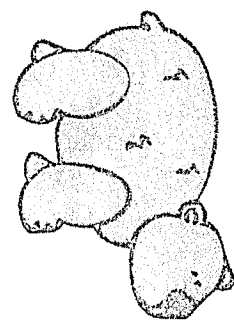
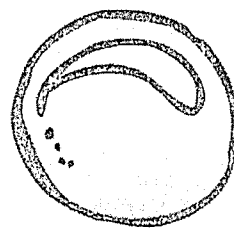

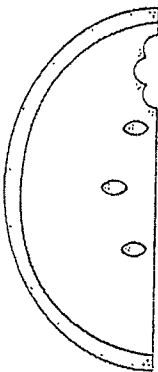
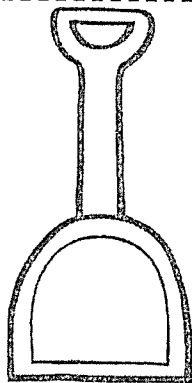
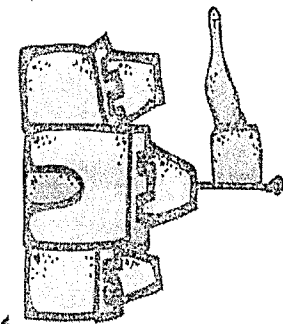
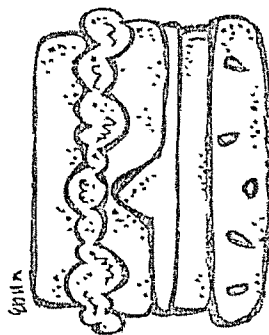

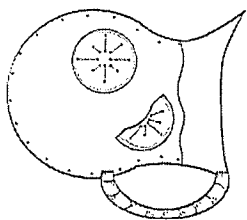
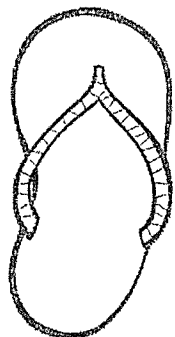
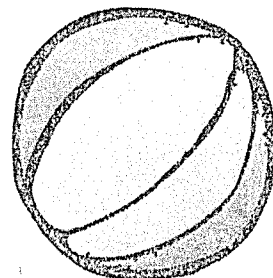
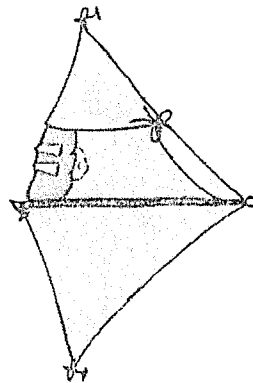

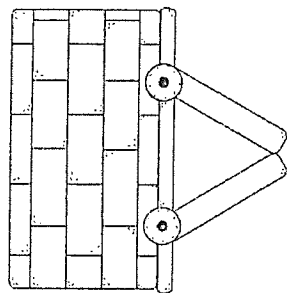
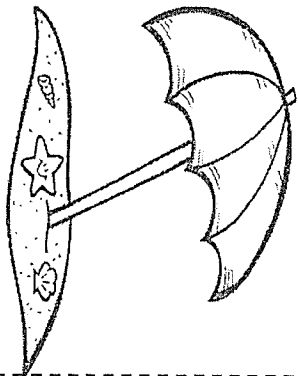
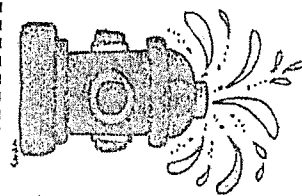

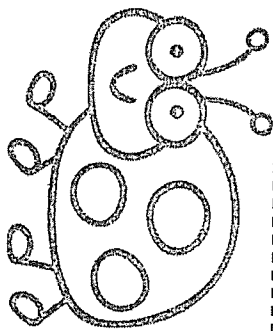
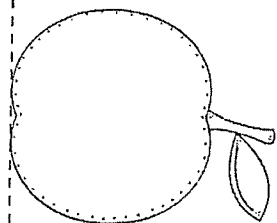
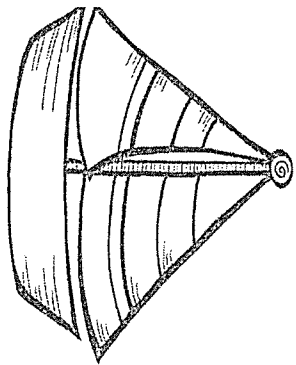
Materials: Pennies or small object as a game piece.

Game board

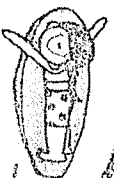
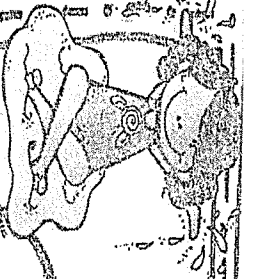
Syllable Cards

Directions: Cut apart the syllable sound cards and place them in a stack. Both players will put their game piece on START. Player one chooses a picture card, says the word and counts the number of syllables. The player will move the same number of spaces as syllables. The first player to make it to the end wins!

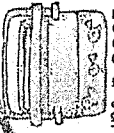




Summer Syllable Race



Surf ahead two spaces.



Sit a bit
Lose a turn





Oops
Slip back 1 space



Stay Cool
Choose another card.

YOU WIN



START

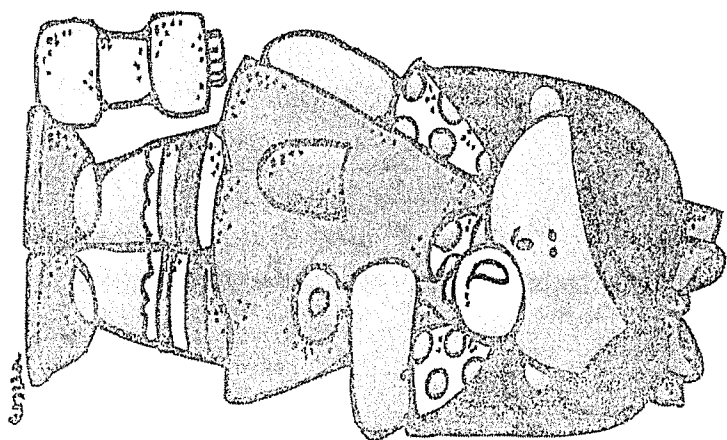


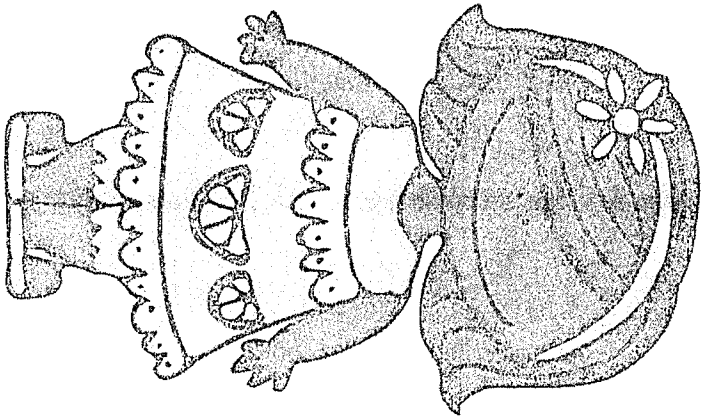

Picture Prompts


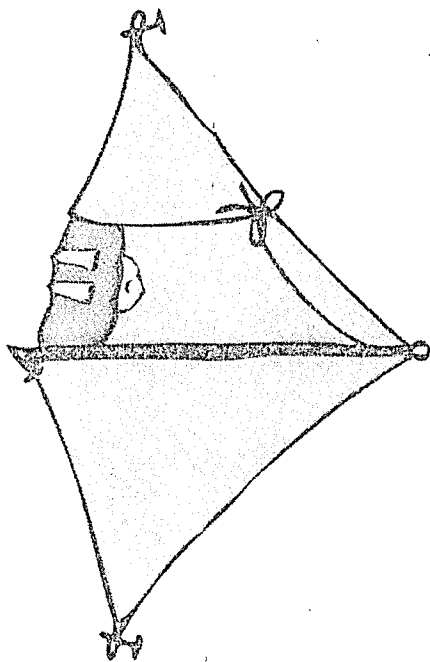
The following are picture prompts.

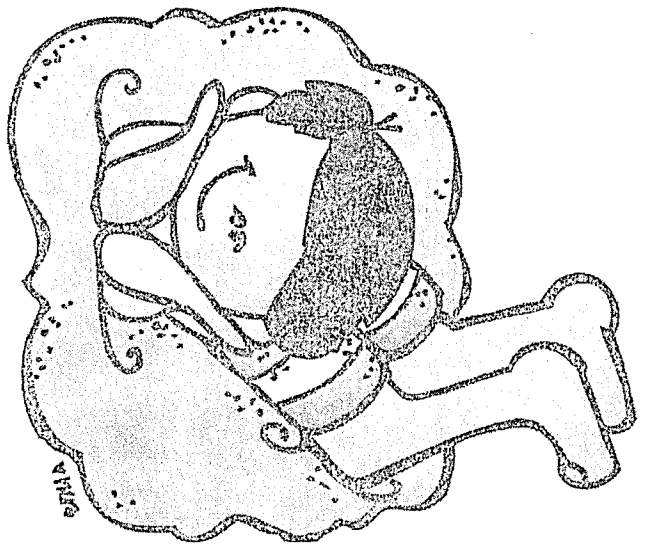
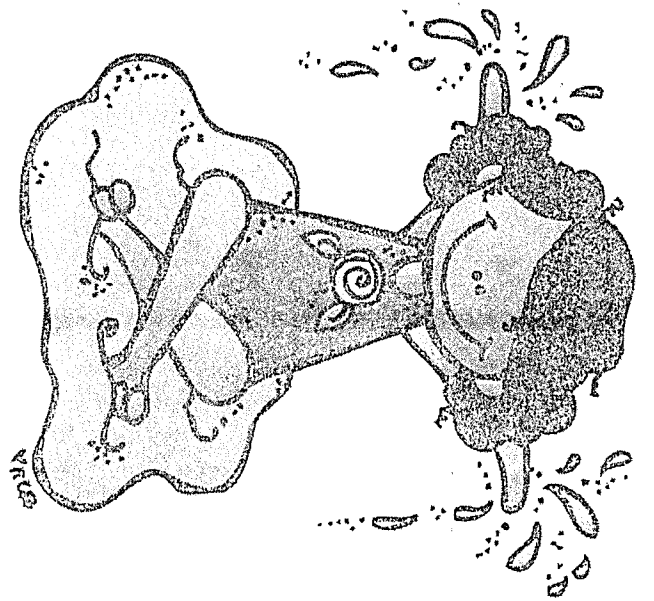
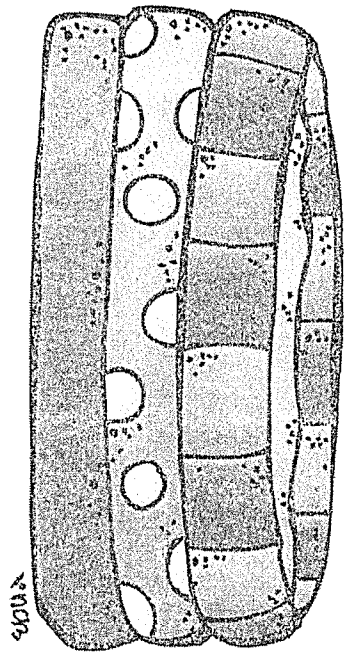
Have your child write a few sentences about the picture. They can make up a story or describe the picture. They need to use correct punctuation, capitalization, spacing and proper letter formation in their sentences.





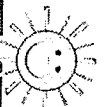




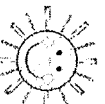


The following cards are sight words your child should be able to read within a matter of seconds. Practicing these words will help your child read even more fluently in 1st grade.

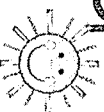
the



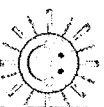
of



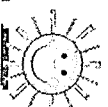
and



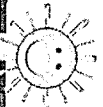
a



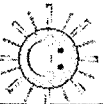
to



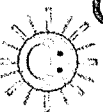
in



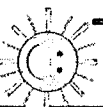
is



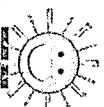
you



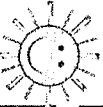
that



it



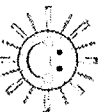
he



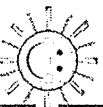
was



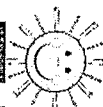
for



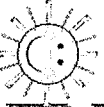
on



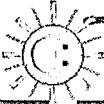
are



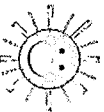
as



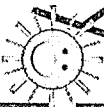
with



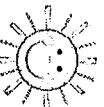
his



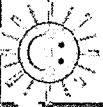
they



I



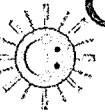
at



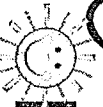
be



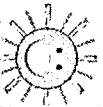
this



have



from



The following cards are sight words your child should be able to read within a matter of seconds. Practicing these words will help your child read even more fluently in 1st grade.

or

by

one

had

word

but

what

all

not

were

we

when

your

can

said

there

use

an

each

which

she

do

how

their

if

The following cards are color words and number words that will be helpful for your child to practice for first grade.

red



orange



yellow



green



blue



purple



pink



black



brown



gray



white



one



two



three



four



five



six



seven



eight



nine



ten



eleven



twelve



twenty



thirty



$$\begin{array}{r} 4 \\ + 3 \\ \hline \end{array}$$

$$\begin{array}{r} 6 \\ + 8 \\ \hline \end{array}$$

$$\begin{array}{r} 1 \\ + 9 \\ \hline \end{array}$$

$$\begin{array}{r} 8 \\ + 3 \\ \hline \end{array}$$

$$\begin{array}{r} 5 \\ + 1 \\ \hline \end{array}$$

$$\begin{array}{r} 4 \\ + 7 \\ \hline \end{array}$$

$$\begin{array}{r} 4 \\ + 9 \\ \hline \end{array}$$

$$\begin{array}{r} 0 \\ + 9 \\ \hline \end{array}$$

$$\begin{array}{r} 0 \\ + 3 \\ \hline \end{array}$$

$$\begin{array}{r} 6 \\ + 6 \\ \hline \end{array}$$

$$\begin{array}{r} 7 \\ + 2 \\ \hline \end{array}$$

$$\begin{array}{r} 5 \\ + 2 \\ \hline \end{array}$$

$$\begin{array}{r} 0 \\ + 6 \\ \hline \end{array}$$

$$\begin{array}{r} 9 \\ + 1 \\ \hline \end{array}$$

$$\begin{array}{r} 8 \\ + 7 \\ \hline \end{array}$$

$$\begin{array}{r} 7 \\ + 9 \\ \hline \end{array}$$

$$\begin{array}{r} 4 \\ + 1 \\ \hline \end{array}$$

$$\begin{array}{r} 0 \\ + 8 \\ \hline \end{array}$$

$$\begin{array}{r} 4 \\ + 2 \\ \hline \end{array}$$

$$\begin{array}{r} 5 \\ + 7 \\ \hline \end{array}$$

$$\begin{array}{r} 8 \\ + 3 \\ \hline \end{array}$$

$$\begin{array}{r} 3 \\ + 0 \\ \hline \end{array}$$

$$\begin{array}{r} 2 \\ + 8 \\ \hline \end{array}$$

$$\begin{array}{r} 3 \\ + 2 \\ \hline \end{array}$$

$$\begin{array}{r} 7 \\ + 2 \\ \hline \end{array}$$

$$\begin{array}{r} 2 \\ + 8 \\ \hline \end{array}$$

$$\begin{array}{r} 9 \\ + 6 \\ \hline \end{array}$$

$$\begin{array}{r} 6 \\ + 3 \\ \hline \end{array}$$

$$\begin{array}{r} 4 \\ + 7 \\ \hline \end{array}$$

$$\begin{array}{r} 9 \\ + 0 \\ \hline \end{array}$$

$$\begin{array}{r} 3 \\ + 2 \\ \hline \end{array}$$

$$\begin{array}{r} 2 \\ + 3 \\ \hline \end{array}$$

$$\begin{array}{r} 3 \\ + 9 \\ \hline \end{array}$$

$$\begin{array}{r} 4 \\ + 1 \\ \hline \end{array}$$

$$\begin{array}{r} 6 \\ + 3 \\ \hline \end{array}$$

$$\begin{array}{r} 1 \\ + 7 \\ \hline \end{array}$$

$$\begin{array}{r} 6 \\ + 9 \\ \hline \end{array}$$

$$\begin{array}{r} 5 \\ + 9 \\ \hline \end{array}$$

$$\begin{array}{r} 2 \\ + 7 \\ \hline \end{array}$$

$$\begin{array}{r} 8 \\ + 6 \\ \hline \end{array}$$

$$\begin{array}{r} 2 \\ + 1 \\ \hline \end{array}$$

$$\begin{array}{r} 6 \\ + 6 \\ \hline \end{array}$$

$$\begin{array}{r} 0 \\ + 3 \\ \hline \end{array}$$

$$\begin{array}{r} 4 \\ + 3 \\ \hline \end{array}$$

$$\begin{array}{r} 1 \\ + 8 \\ \hline \end{array}$$

$$\begin{array}{r} 5 \\ + 1 \\ \hline \end{array}$$

$$\begin{array}{r} 5 \\ + 1 \\ \hline \end{array}$$

$$\begin{array}{r} 6 \\ + 3 \\ \hline \end{array}$$

$$\begin{array}{r} 7 \\ + 3 \\ \hline \end{array}$$

$$\begin{array}{r} 3 \\ + 7 \\ \hline \end{array}$$

$$\begin{array}{r} 0 \\ + 6 \\ \hline \end{array}$$

$$\begin{array}{r} 4 \\ + 9 \\ \hline \end{array}$$

$$\begin{array}{r} 4 \\ + 0 \\ \hline \end{array}$$

$$\begin{array}{r} 9 \\ + 9 \\ \hline \end{array}$$

$$\begin{array}{r} 4 \\ + 3 \\ \hline \end{array}$$

$$\begin{array}{r} 2 \\ + 0 \\ \hline \end{array}$$

$$\begin{array}{r} 9 \\ + 8 \\ \hline \end{array}$$

$$\begin{array}{r} 4 \\ + 3 \\ \hline \end{array}$$

$$\begin{array}{r} 3 \\ + 1 \\ \hline \end{array}$$

$$\begin{array}{r} 1 \\ + 3 \\ \hline \end{array}$$

$$\begin{array}{r} 6 \\ - 0 \\ \hline \end{array}$$

$$\begin{array}{r} 8 \\ - 0 \\ \hline \end{array}$$

$$\begin{array}{r} 9 \\ - 0 \\ \hline \end{array}$$

$$\begin{array}{r} 9 \\ - 0 \\ \hline \end{array}$$

$$\begin{array}{r} 4 \\ - 0 \\ \hline \end{array}$$

$$\begin{array}{r} 6 \\ - 1 \\ \hline \end{array}$$

$$\begin{array}{r} 5 \\ - 1 \\ \hline \end{array}$$

$$\begin{array}{r} 9 \\ - 1 \\ \hline \end{array}$$

$$\begin{array}{r} 5 \\ - 1 \\ \hline \end{array}$$

$$\begin{array}{r} 2 \\ - 1 \\ \hline \end{array}$$

$$\begin{array}{r} 1 \\ - 0 \\ \hline \end{array}$$

$$\begin{array}{r} 9 \\ - 0 \\ \hline \end{array}$$

$$\begin{array}{r} 8 \\ - 0 \\ \hline \end{array}$$

$$\begin{array}{r} 0 \\ - 0 \\ \hline \end{array}$$

$$\begin{array}{r} 6 \\ - 1 \\ \hline \end{array}$$

$$\begin{array}{r} 2 \\ - 1 \\ \hline \end{array}$$

$$\begin{array}{r} 7 \\ - 0 \\ \hline \end{array}$$

$$\begin{array}{r} 9 \\ - 1 \\ \hline \end{array}$$

$$\begin{array}{r} 2 \\ - 0 \\ \hline \end{array}$$

$$\begin{array}{r} 2 \\ - 0 \\ \hline \end{array}$$

$$\begin{array}{r} 2 \\ - 1 \\ \hline \end{array}$$

$$\begin{array}{r} 9 \\ - 1 \\ \hline \end{array}$$

$$\begin{array}{r} 6 \\ - 0 \\ \hline \end{array}$$

$$\begin{array}{r} 4 \\ - 0 \\ \hline \end{array}$$

$$\begin{array}{r} 3 \\ - 1 \\ \hline \end{array}$$

$$\begin{array}{r} 6 \\ - 1 \\ \hline \end{array}$$

$$\begin{array}{r} 6 \\ - 0 \\ \hline \end{array}$$

$$\begin{array}{r} 5 \\ - 0 \\ \hline \end{array}$$

$$\begin{array}{r} 7 \\ - 1 \\ \hline \end{array}$$

$$\begin{array}{r} 1 \\ - 0 \\ \hline \end{array}$$

$$\begin{array}{r} 2 \\ - 1 \\ \hline \end{array}$$

$$\begin{array}{r} 1 \\ - 0 \\ \hline \end{array}$$

$$\begin{array}{r} 4 \\ - 0 \\ \hline \end{array}$$

$$\begin{array}{r} 1 \\ - 0 \\ \hline \end{array}$$

$$\begin{array}{r} 9 \\ - 0 \\ \hline \end{array}$$

$$\begin{array}{r} 3 \\ - 1 \\ \hline \end{array}$$

$$\begin{array}{r} 3 \\ - 0 \\ \hline \end{array}$$

$$\begin{array}{r} 9 \\ - 1 \\ \hline \end{array}$$

$$\begin{array}{r} 5 \\ - 0 \\ \hline \end{array}$$

$$\begin{array}{r} 1 \\ - 0 \\ \hline \end{array}$$

$$\begin{array}{r} 9 \\ - 1 \\ \hline \end{array}$$

$$\begin{array}{r} 4 \\ - 1 \\ \hline \end{array}$$

$$\begin{array}{r} 7 \\ - 1 \\ \hline \end{array}$$

$$\begin{array}{r} 2 \\ - 1 \\ \hline \end{array}$$

$$\begin{array}{r} 4 \\ - 0 \\ \hline \end{array}$$

$$\begin{array}{r} 6 \\ - 0 \\ \hline \end{array}$$

$$\begin{array}{r} 5 \\ - 0 \\ \hline \end{array}$$

$$\begin{array}{r} 4 \\ - 0 \\ \hline \end{array}$$

$$\begin{array}{r} 9 \\ - 1 \\ \hline \end{array}$$

$$\begin{array}{r} 5 \\ - 1 \\ \hline \end{array}$$

$$\begin{array}{r} 1 \\ - 0 \\ \hline \end{array}$$

$$\begin{array}{r} 4 \\ - 0 \\ \hline \end{array}$$

$$\begin{array}{r} 9 \\ - 0 \\ \hline \end{array}$$

$$\begin{array}{r} 9 \\ - 0 \\ \hline \end{array}$$

$$\begin{array}{r} 3 \\ - 0 \\ \hline \end{array}$$

$$\begin{array}{r} 9 \\ - 0 \\ \hline \end{array}$$

$$\begin{array}{r} 1 \\ - 1 \\ \hline \end{array}$$

$$\begin{array}{r} 1 \\ - 0 \\ \hline \end{array}$$

$$\begin{array}{r} 4 \\ - 0 \\ \hline \end{array}$$

$$\begin{array}{r} 4 \\ - 1 \\ \hline \end{array}$$

$$\begin{array}{r} 9 \\ - 1 \\ \hline \end{array}$$

$$\begin{array}{r} 4 \\ - 1 \\ \hline \end{array}$$

$$\begin{array}{r} 7 \\ - 1 \\ \hline \end{array}$$

$$\begin{array}{r} 2 \\ - 1 \\ \hline \end{array}$$

$$\begin{array}{r} 4 \\ - 0 \\ \hline \end{array}$$

$$\begin{array}{r} 6 \\ - 0 \\ \hline \end{array}$$

$$\begin{array}{r} 5 \\ - 0 \\ \hline \end{array}$$

$$\begin{array}{r} 4 \\ - 0 \\ \hline \end{array}$$

$$\begin{array}{r} 9 \\ - 1 \\ \hline \end{array}$$

$$\begin{array}{r} 5 \\ - 1 \\ \hline \end{array}$$

$$\begin{array}{r} 1 \\ - 0 \\ \hline \end{array}$$

$$\begin{array}{r} 4 \\ - 0 \\ \hline \end{array}$$

$$\begin{array}{r} 9 \\ - 0 \\ \hline \end{array}$$

$$\begin{array}{r} 9 \\ - 0 \\ \hline \end{array}$$

$$\begin{array}{r} 3 \\ - 0 \\ \hline \end{array}$$

$$\begin{array}{r} 9 \\ - 0 \\ \hline \end{array}$$

$$\begin{array}{r} 1 \\ - 1 \\ \hline \end{array}$$

$$\begin{array}{r} 1 \\ - 0 \\ \hline \end{array}$$

$$\begin{array}{r} 4 \\ - 0 \\ \hline \end{array}$$

$$\begin{array}{r} 4 \\ - 1 \\ \hline \end{array}$$

$$\begin{array}{r} 3 \\ + 6 \\ \hline \end{array}$$

$$\begin{array}{r} 7 \\ + 2 \\ \hline \end{array}$$

$$\begin{array}{r} 9 \\ + 0 \\ \hline \end{array}$$

$$\begin{array}{r} 0 \\ + 1 \\ \hline \end{array}$$

$$\begin{array}{r} 8 \\ + 0 \\ \hline \end{array}$$

$$\begin{array}{r} 8 \\ + 1 \\ \hline \end{array}$$

$$\begin{array}{r} 1 \\ + 1 \\ \hline \end{array}$$

$$\begin{array}{r} 3 \\ + 6 \\ \hline \end{array}$$

$$\begin{array}{r} 5 \\ + 9 \\ \hline \end{array}$$

$$\begin{array}{r} 4 \\ + 1 \\ \hline \end{array}$$

$$\begin{array}{r} 0 \\ + 3 \\ \hline \end{array}$$

$$\begin{array}{r} 2 \\ + 9 \\ \hline \end{array}$$

$$\begin{array}{r} 4 \\ + 6 \\ \hline \end{array}$$

$$\begin{array}{r} 8 \\ + 0 \\ \hline \end{array}$$

$$\begin{array}{r} 8 \\ + 2 \\ \hline \end{array}$$

$$\begin{array}{r} 3 \\ + 7 \\ \hline \end{array}$$

$$\begin{array}{r} 1 \\ + 3 \\ \hline \end{array}$$

$$\begin{array}{r} 1 \\ + 9 \\ \hline \end{array}$$

$$\begin{array}{r} 2 \\ + 7 \\ \hline \end{array}$$

$$\begin{array}{r} 8 \\ + 8 \\ \hline \end{array}$$